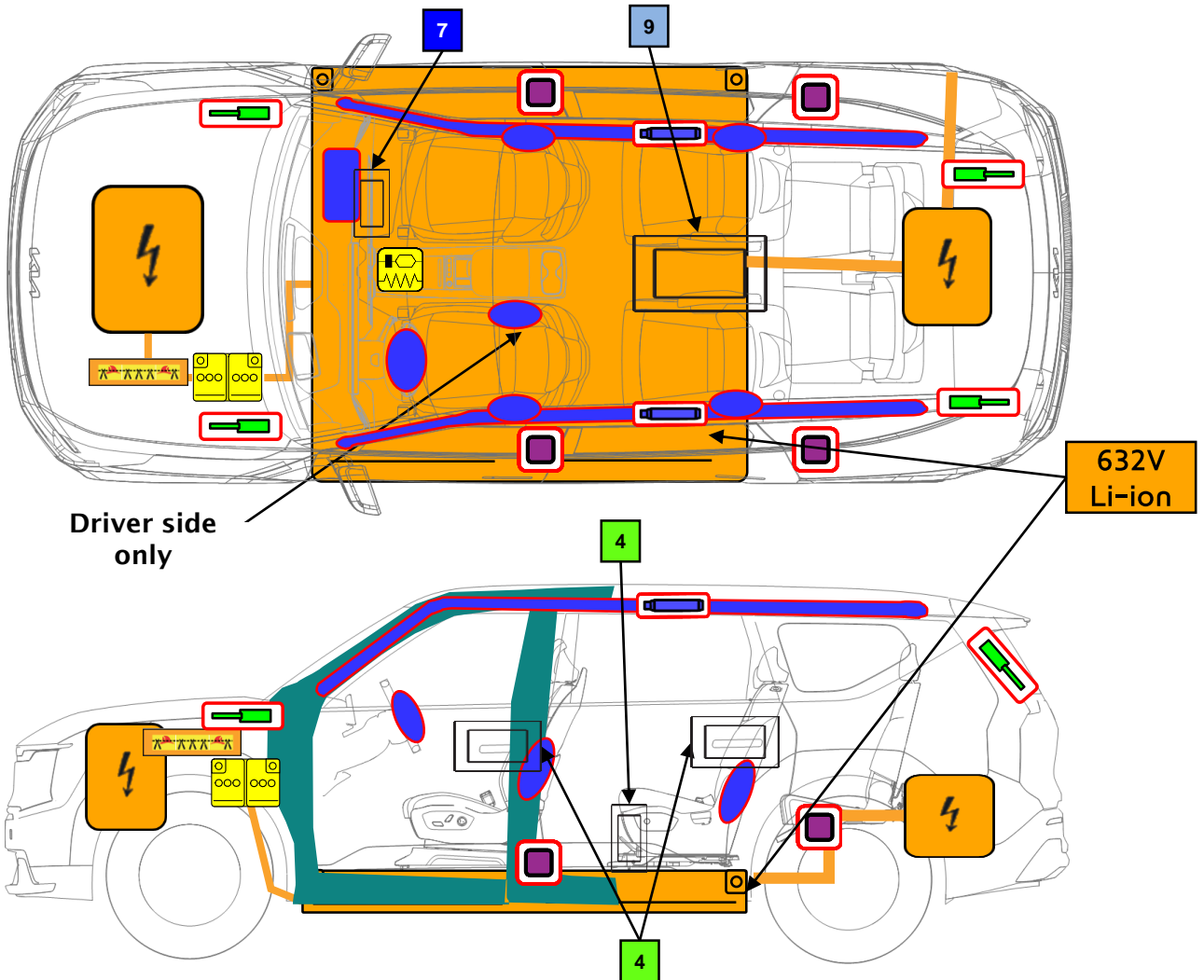




Kia EV9 Electric
SUV, 5doors
From October 2023



	Airbag		Stored gas inflator		Seat belt pretensioner		SRS control unit
	Gas strut / Preloaded spring		High strength zone		Battery low-voltage		High voltage component
	Battery pack, high-voltage		High voltage power cable		Cable Cut		Zone requiring special attention

1. Identification / recognition



LACK OF ENGINE NOISE DOES NOT MEAN VEHICLE IS OFF: SILENT MOVEMENT OR INSTANT RESTART CAPABILITY EXISTS UNTIL VEHICLE IS FULLY SHUT DOWN.



Brand Logo Name



Model name



Trim emblem



Charging door

2. Immobilisation / stabilisation / lifting

Immobilization:

1



1. Chock the wheels and pull the switch to set the parking brake.

2

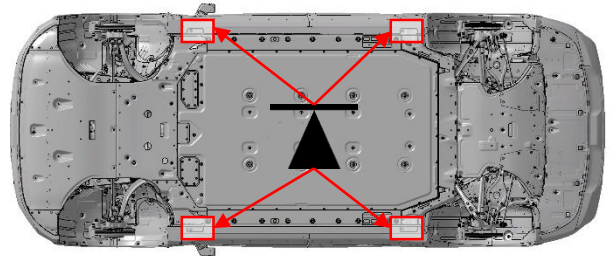


2. For automatic transmission vehicles, shift into park (P) gear.

Lifting points under the vehicle: ▲



□ JACK/SUPPORT POSITION



3. Disable direct hazards / safety regulations



IN CASE OF AN ACCIDENT, WHERE AIRBAGS AND SEATBELT PRETENSIONER WERE ACTIVATED, THE HV-SYSTEM SWITCH'S OFF AUTOMATICALLY. FOR ALL OTHER CASES USE THE DISABLING METHODS BELOW



Main method HV-battery:



Disabling:

Access:

1. Push the release button twice or if not work pull the emergency lever twice after removing the emergency open cover



2. Raise the hood & Open the battery cover



3. Cut the cable marked at the fuse box.

12V Battery:



Access:

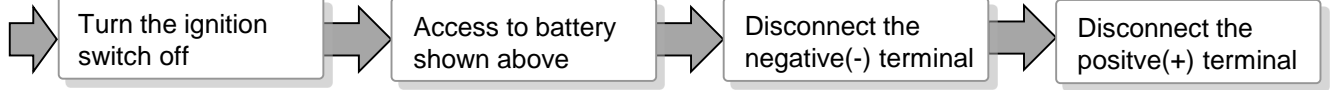


Disabling:

1. Push the release button twice

2. Raise the hood

3. Open the battery service cover



4. Access to the occupants

Steering column adjustment:



Seat adjustment:


MANUAL

POWER

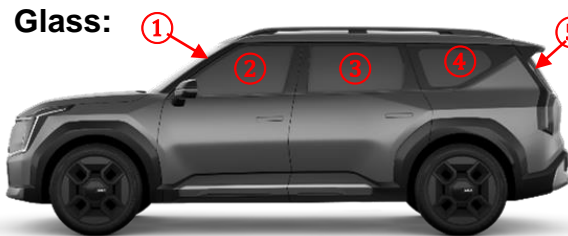


SWIVELING:

Seats of the 2nd row can be 180° rotated (6 seater variant)




Glass:



1. Laminated
2. Tempered, Laminated(OPT)
3. Tempered, Laminated(OPT)
4. Tempered
5. Tempered

Vehicle body:



Door handle:



Push

When the door outer handle doesn't pop-up, push the front side inwards.

Tailgate:



Remove the cover at the bottom of the tailgate, then slide the latch in the direction of the arrow to unlock the tailgate.

5. Stored energy / liquids / gases / solids

		12V	
		632V	R-134a 1375g
			R-1234yf 1300g



WHEN COOLANT LEAKS FROM THE BATTERY PACK, IT CAN BECOME UNSTABLE WITH RISK OF THERMAL RUNAWAY. CHECK BATTERY PACK TEMPERATURE WITH THERMAL IMAGING CAMERA



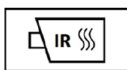
6. In case of fire



Use large amount of water



BATTERY RE-IGNITION!



Gas strut!

Risk of missile effect of hood and tailgate.



7. In case of submersion



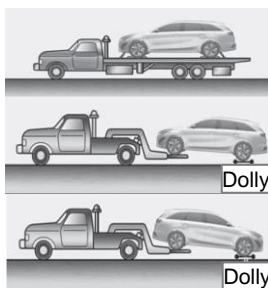
Do not touch any of the high-voltage components or cables including the high voltage cut-off switch, as doing so poses an electrocution hazard. Work on the vehicle only after the vehicle has been pulled out of the water.



Emergency hammer located in the glove box.

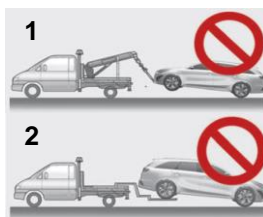
8. Towing / transportation / storage

OK



Notice: The use of wheel dollies or flatbed is recommended. Use a wheel lift or flatbed equipment.

Not OK



Notice : Do not tow with sling-type equipment (1). Do not tow the vehicle with the front wheels on the ground as this may cause damage to the vehicle (2).

Location front hook

Location rear hook



- Towing hock located in the tool case in the tailgate

The hook must be used only temporary towing.
Store at safe distance from other vehicles

9. Important additional information

The EV9 has an 7 seater variant:
Additional seat in the middle of the 2nd row.

10. Explanation of pictograms used

	Electric Vehicle		Warning, Electricity		Bonnet
	General warning sign		Air-conditioning component		Boot
	Corrosives		Hazardous to the human health		Flammable
	Explosive		Acute toxicity		Environmental hazard
	Use thermal Infrared camera		Use water to extinguish the fire		