

Kia Connect Guide.



Movement that inspires



How to activate Kia Connect In-Car Services.

Step 1

In your Kia vehicle's navigation screen, select "Activate Kia Connect"

Step 2

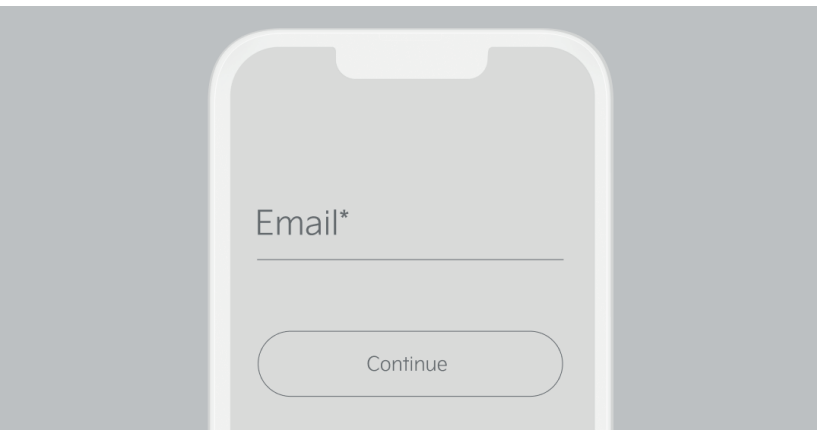
Read and accept the Kia Connect Terms of Use and Privacy Notice to activate the In-Car services.

How to activate Kia Connect In-App Services.



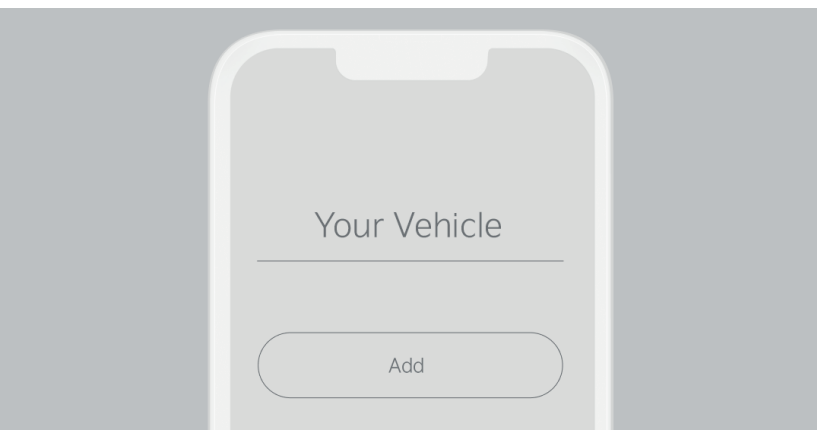
Step 1

Download the Kia Connect App from the App Store or Google Play.



Step 2

Create a Kia Account or use your existing Kia Account to log into Kia Connect.



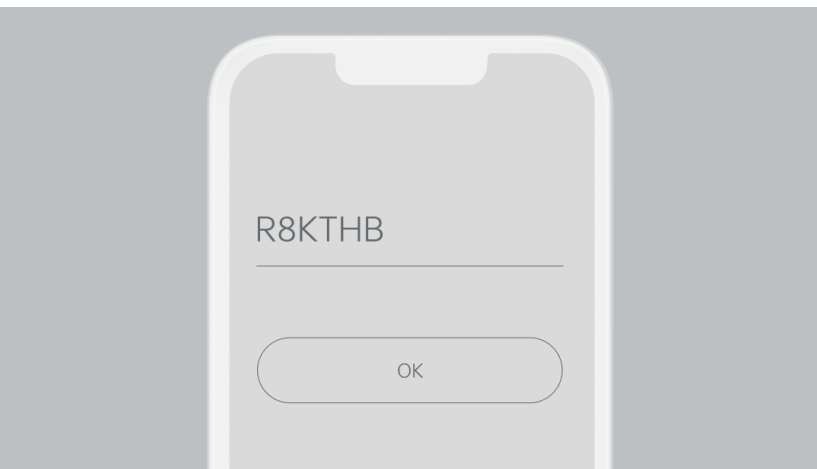
Step 3

Click on "Add" for "Your vehicle" in the "Select vehicle" section of the app. Read and accept the "Terms of Use" and the "Privacy Notice".



Step 4

With compatible vehicles, scan the QR code, which can be found on your navigation screen in the Kia Connect section. In this way, the infotainment system will immediately confirm that the verification code has been downloaded to the system. Confirm by clicking on "Yes".



Step 5

Enter the code number into the Kia Connect app and click on "Add Vehicle" to proceed.



Step 6

Now your Kia Connect In-App services are activated on your mobile device, and you can access the features by tapping on "Your Vehicle" in the phone app.



Seamlessly connected: One advanced system, two ways to stay connected.

Enjoy an even more integrated driving experience with smart features such as Last Mile Navigation, Valet Mode, or Calendar linking, by connecting your Kia's Driver profile to the Kia Connect App. Here are the steps to do so:

Step 1

Access the "Driver Account Settings" from the "Select Vehicle" menu item, in "More" tab of the Kia Connect app, and register one of the proposed Kia Connect accounts as a Driver profile.

Step 2

At the next ignition cycle of your Kia vehicle, the linkage of the Kia Connect App account and your Driver profile will be confirmed. Alternatively, you can link your Driver's profile with the Kia Connect App account in the "Profile" section of the Settings menu on the car's navigation screen.

The displayed Kia Connect screens are for illustration purposes and might not show the current design of the App.

Static and moving imagery are used for illustration purposes only. The final product may show differences in comparison to the images employed.

Apple App Store Symbol and Apple Logo are trademarks of Apple Inc. Google Play and the Google Play logo are trademarks of Google LLC.

Kia Europe GmbH
Theodor-Heuss-Allee 11
60486 Frankfurt am Main
Germany



Movement that inspires